


**INTERNAL QUALITY ASSURANCE CELL (IQAC)
GOVT POST GRADUATE COLLEGE RAJOURI
STUDENTS SATISFACTION SURVEY, 2023-24**

Total responses received-173

| S.No | Questions | Response Options | Responses for Each | Percentage of each |
|--------------|--|-------------------------|--------------------|--------------------|
| 1 | How much of the syllabus was covered in the class? | 70-84% | 54 | 31.21% |
| | | 55-69% | 20 | 11.56% |
| | | 30-54% | 3 | 1.73% |
| | | Below 30% | 21 | 12.14% |
| | | Total | 173 | 100.00% |
| 2 | How well did the teachers prepare for the classes? | Thoroughly | 31 | 17.92% |
| | | Satisfactorily | 120 | 69.38% |
| | | Poorly | 13 | 7.51% |
| | | Indifferently | 4 | 2.31% |
| | | Wont teach at all | 5 | 2.89% |
| Total | 173 | 100.00% | | |
| 3 | How well were the teachers able to communicate? | Always effective | 91 | 52.60% |
| | | Sometimes effective | 34 | 19.65% |
| | | Just satisfactorily | 36 | 20.81% |
| | | Generally ineffective | 8 | 4.62% |
| | | Very Poor Communication | 4 | 2.31% |
| Total | 173 | 100.00% | | |
| 4 | The teacher's approach to teaching can best be described as | Excellent | 8 | 4.63% |
| | | Very good | 45 | 26.01% |
| | | Good | 33 | 19.08% |
| | | Fair | 7 | 4.05% |
| | | Poor | 3 | 1.73% |
| Total | 173 | 100.00% | | |
| 5 | Fairness of the internal evaluation process by the teachers | Always Fair | 11 | 6.36% |
| | | Usually Fair | 42 | 24.28% |
| | | Sometimes Unfair | 10 | 5.78% |
| | | Usually Unfair | 3 | 1.73% |
| | | Unfair | 6 | 3.47% |
| Total | 173 | 100.00% | | |
| 6 | Was your performance in assignments discussed with you? | Everytime | 8 | 4.63% |
| | | Usually | 29 | 16.76% |
| | | Occasionally/Sometimes | 22 | 12.72% |
| | | Rarely | 23 | 13.29% |
| | | Never | 13 | 7.51% |
| Total | 173 | 100.00% | | |
| 7 | The institute takes active interest in promoting internship, student exchange, field visit opportunities for students. | Regularly | 77 | 44.51% |
| | | Often | 30 | 17.34% |
| | | Sometimes | 34 | 19.65% |
| | | Rarely | 19 | 10.98% |
| | | Never | 13 | 7.51% |
| Total | 173 | 100.00% | | |
| 8 | The teaching and mentoring process in your institution facilitates you in cognitive, social and emotional growth. | Significantly | 48 | 27.75% |
| | | Very Well | 85 | 49.13% |
| | | Moderately | 25 | 14.45% |
| | | Marginally | 5 | 2.89% |
| | | Not at all | 10 | 5.78% |
| Total | 173 | 100.00% | | |
| 9 | The institution provides multiple opportunities to learn and grow | Strongly Agree | 49 | 28.32% |
| | | Agree | 81 | 46.82% |
| | | Neutral | 26 | 15.03% |
| | | Disagree | 13 | 7.51% |
| | | Strongly Disagree | 4 | 2.31% |
| Total | 173 | 100.00% | | |
| 10 | Teachers inform you about your expected competencies, course outcomes and programme outcomes. | Everytime | 8 | 4.63% |
| | | Usually | 45 | 26.01% |
| | | Occasionally | 17 | 9.83% |
| | | Rarely | 18 | 10.40% |
| | | Never | 7 | 4.05% |
| Total | 173 | 100.00% | | |


 Coordinator IQAC
 Govt. Degree College
 Rajouri



| | | | | |
|-------|---|------------------------|---------|--------|
| 11 | Your mentor does a necessary follow-up with an assigned task to you | Rarely | 74 | 42.72% |
| | | Usually | 48 | 27.75% |
| | | Occasionally/Sometimes | 26 | 15.03% |
| | | Rarely | 11 | 6.36% |
| | | I Don't remember | 14 | 8.09% |
| Total | | 173 | 100.00% | |
| 12 | The teachers illustrate the concepts through examples and applications | Everytime | 107 | 61.85% |
| | | Usually | 38 | 21.97% |
| | | Occasionally/Sometimes | 16 | 9.25% |
| | | Rarely | 8 | 4.62% |
| | | Never | 4 | 2.31% |
| Total | | 173 | 100.00% | |
| 13 | The teachers identify your strengths and encourage you with providing right level of challenges. | Rarely | 81 | 46.82% |
| | | Reasonably | 55 | 31.79% |
| | | Partially | 12 | 6.94% |
| | | Slightly | 9 | 5.20% |
| | | Unable to | 10 | 5.78% |
| Total | | 173 | 100.00% | |
| 14 | Teachers are able to identify your weaknesses and help you to overcome them. | Everytime | 81 | 46.82% |
| | | Usually | 38 | 21.97% |
| | | Occasionally/Sometimes | 13 | 7.51% |
| | | Rarely | 17 | 9.83% |
| | | Never | 14 | 8.09% |
| Total | | 173 | 100.00% | |
| 15 | The institution makes effort to engage students in the monitoring, review and continuous quality improvement of the teaching learning proces | Strongly Agree | 70 | 40.46% |
| | | Agree | 61 | 35.26% |
| | | Neutral | 26 | 15.03% |
| | | Disagree | 11 | 6.36% |
| | | Strongly Disagree | 5 | 2.89% |
| Total | | 173 | 100.00% | |
| 16 | The institute/ teachers use student centric methods, such as experiential learning, participative learning and problem solving methodologies for | To a great extent | 76 | 43.93% |
| | | Moderate | 54 | 31.21% |
| | | Somewhat | 15 | 8.67% |
| | | Very little | 13 | 7.51% |
| | | Not at All | 15 | 8.67% |
| Total | | 173 | 100.00% | |
| 17 | Teachers encourage you to participate in extracurricular activities. | Strongly Agree | 78 | 45.09% |
| | | Agree | 66 | 38.15% |
| | | Neutral | 18 | 10.40% |
| | | Disagree | 6 | 3.47% |
| | | Strongly Disagree | 5 | 2.89% |
| Total | | 173 | 100.00% | |
| 18 | Efforts are made by the institute/ teachers to inculcate soft skills, life skills and employability skills to make you ready for the world of work. | To a great extent | 76 | 43.93% |
| | | Moderate | 48 | 27.75% |
| | | Somewhat | 15 | 8.67% |
| | | Very little | 14 | 8.09% |
| | | Not at All | 20 | 11.56% |
| Total | | 173 | 100.00% | |
| 19 | What percentage of teachers use ICT tools such as LCD projector, Multimedia, etc. while teaching. | Above 90% | 93 | 53.76% |
| | | 80-90% | 43 | 24.86% |
| | | 60-79% | 28 | 16.18% |
| | | 40-59% | 8 | 4.62% |
| | | 30-49% | 12 | 6.94% |
| Total | | 173 | 100.00% | |
| 20 | The overall quality of teaching- learning process in your institute is very good. | Strongly Agree | 64 | 36.99% |
| | | Agree | 71 | 41.04% |
| | | Neutral | 27 | 15.61% |
| | | Disagree | 5 | 2.89% |
| | | Strongly Disagree | 6 | 3.47% |
| Total | | 173 | 100.00% | |


 Coordinator for ICAC
 Govt. Degree College
 Hajouri



Semester
173 responses



- III
- III/IV
- V/VI

1 How much of the syllabus was covered in the class?
173 responses



- 85-100%
- 70-84%
- 55-69%
- 30-54%
- Below 30%

2. How well did the teachers prepare for the classes?
173 responses



- Thoroughly
- Satisfactorily
- Poorly
- Indifferently
- Wont teach at all

Govt Degree College
Rajouri

3. How well were the teachers able to communicate?

173 responses



- Always effective
- Sometimes effective
- Just satisfactorily
- Generally ineffective
- Very Poor Communication

4. The teacher's approach to teaching can best be described as

173 responses



- Excellent
- Very good
- Good
- Fair
- Poor

5. Fairness of the internal evaluation process by the teachers

173 responses



- Always Fair
- Usually Fair
- Sometimes Unfair
- Usually Unfair
- Unfair

Coordinator IGAC
Govt. Degree College
Rajouri



6. Was your performance in assignments discussed with you?


173 responses



- Everytime
- Usually
- Ocasionally/Sometimes
- Rarely
- Never

7. The institute takes active interest in promoting internship, student exchange, field visit opportunities for students.

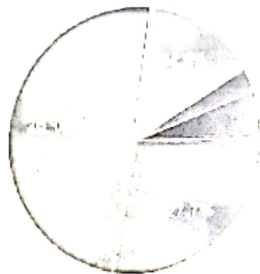
173 responses



- Regularly
- Often
- Sometimes
- Rarely
- Never

8. The teaching and mentoring process in your institution facilitates you in cognitive, social and emotional growth.


173 responses



- Significantly
- Very Well
- Moderately
- Marginally
- Not at all



Coordinator IGAC
Govt. Degree College
Rajouri

9. The institution provides multiple opportunities to learn and grow
173 responses




- Strongly Agree
- Agree
- Neutral
- Disagree
- Strongly Disagree

10. Teachers inform you about your expected competencies, course outcomes and programme outcomes.
173 responses



- Everytime
- Usually
- Occasionally
- Rarely
- Never

11. Your mentor does a necessary follow-up with an assigned task to you
173 responses



- Everytime
- Usually
- Occasionally/Sometimes
- Rarely
- I Don't remember


Coordinator IGAC
Govt. Degree College
Rajouri

12. The teachers illustrate the concepts through examples and applications

173 responses



- Everytime
- Usually
- Occasionally/Sometimes
- Rarely
- Never

13. The teachers identify your strengths and encourage you with providing right level of challenges.

173 responses



- Fully
- Reasonably
- Partially
- Slightly
- Unable to

14. Teachers are able to identify your weaknesses and help you to overcome them.

173 responses



- Everytime
- Usually
- Occasionally/Sometimes
- Rarely
- Never

Govt. Degree College
Rajouri

15. The institution makes effort to engage students in the monitoring, review and continuous quality improvement of the teaching learning proces

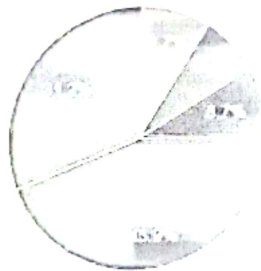
173 responses



- Strongly Agree
- Agree
- Neutral
- Disagree
- Strongly Disagree

16. The institute/ teachers use student centric methods, such as experiential learning, participative learning and problem solving methodologies for enhancing learning experiences.

173 responses



- To a great extent
- Moderate
- Somewhat
- Very little
- Not at All

17. Teachers encourage you to participate in extracurricular activities.

173 responses



- Strongly Agree
- Agree
- Neutral
- Disagree
- Strongly Disagree


Coordinator IQAC
Govt. Degree College
Rajouri

18. Efforts are made by the institute/ teachers to inculcate soft skills, life skills and employability skills to make you ready for the world of work.


173 responses



- To a great extent
- Moderate
- Somewhat
- Very little
- Not at All

19. What percentage of teachers use ICT tools such as LCD projector, Multimedia, etc. while teaching

173 responses



- Above 90%
- 70-89%
- 60-79%
- 40-59%
- 30-49%
- Below 29%

20. The overall quality of teaching-learning process in your institute is very good.

173 responses



- Strongly Agree
- Agree
- Neutral
- Disagree
- Strongly Disagree

[Signature]
 Coordinator IQAC
 Govt. Degree College
 Rajouri

1
2
3
4
5
6
7
8
9
10
11
12
13
14
15
16
17
18
19
20
21
22
23
24
25
26
27
28
29
30
31
32
33
34
35
36
37
38
39
40
41
42
43
44
45
46
47
48
49
50
51
52
53
54
55
56
57
58
59
60
61
62
63
64
65
66
67
68
69
70
71
72
73
74
75
76
77
78
79
80
81
82
83
84
85
86
87
88
89
90
91
92
93
94
95
96
97
98
99
100

The first part of the paper is a multiple choice section. It consists of 20 questions, each worth 2 marks. The questions cover a wide range of topics, including the structure of the atom, the periodic table, and chemical reactions. The second part of the paper is a short answer section. It consists of 10 questions, each worth 3 marks. These questions require a more detailed understanding of the concepts covered in the first part. The final part of the paper is a long answer section. It consists of 5 questions, each worth 10 marks. These questions require a comprehensive understanding of the topics and the ability to apply this knowledge to solve complex problems. The total marks for the paper are 100.


Coordinator IGAC
Govt Degree College
Rajouri